

Lookbook

Fall/Winter

2022



A new season takes shape.

Weaving together boldly scaled curves and reimagined stripes with serene explorations of texture and tone, the Fall/Winter 2022 collection expresses our unique visual language while pushing it forward. Our design team looked beyond familiar seasonal color palettes to embrace the warmth of softened harvest hues and the cooling counterpoint of lively greens and deep blues along with timeless neutrals. The result is both versatile and distinctive: a finely calibrated balance of dynamic pattern, intriguing colors, and dimensional surfaces.





MAGNOLIA, Twist





BIRCH, Rib Weave






BIRCH, Rib Weave

A photograph of several spools of green yarn in various shades, from light lime to deep forest green. Loose strands of yarn are scattered across a light-colored surface, creating a sense of movement and texture. The lighting is soft, highlighting the texture of the yarn.

Green light.

The collection evokes the first buds of spring and the lush gardens of summer through its range of greens. Among the most striking is Ivy, a fresh hue for Mini Basketweave: a Chilewich signature. Made possible by turning up the contrast in our bicolor yarns, it is both calming and crisp.



IVY, Mini Basketweave



Parts of a whole.

Revealing patterns within patterns and stripes within stripes, our new Tambour weave was developed through an iterative process of combining multiple designs into a harmonious whole. It explores novel ways to display vivid color, balancing the horizontal and the vertical to create a versatile visual rhythm.



POP, Tambour



POP, Tambour



POP, Tambour


The background of the entire page is an abstract composition of several thin, curved lines in various colors (red, yellow, blue, green, and white) set against a light gray, textured surface. The lines are dynamic and fluid, creating a sense of movement and depth. They intersect and curve across the frame, with some lines being more prominent than others. The overall effect is a modern, artistic interpretation of a rainbow, as mentioned in the text.

On the bright side.

Our rugged range of Shag mats, which are tufted rather than woven, expands with Pop Stripe. Bringing together bold hues, dynamic lines, and tufted texture, this lively debut reimagines the rainbow. Bands of vibrant color are softened by their interplay with white, creating a surface that complements a range of palettes and styles.



MULTI, Pop



IVY, Tambour



True blues.

The collection embraces blue at its boldest: cool, deep, and refreshing. Shades sampled from Atlantic swells and freshly dyed denim put the focus on rich textures such as that of Chord. Combining geometric rigor with a quieter surface, this new dobby weave has an inviting, natural look that evokes the woven rush of tatami mats.



OCEAN, Chord



INDIGO, Rib Weave

With a twist.

Inspired by the abstract illusions of Op Art, our Twist weave combines layered curves and softened zigzags with the depth of a woven textile. This larger-scale design was developed by Chilewich's master weaver, who began by cutting shapes out of paper to experiment with composition, overlay effects, and negative space, ultimately creating a vibrant surface traced by undulating lines.

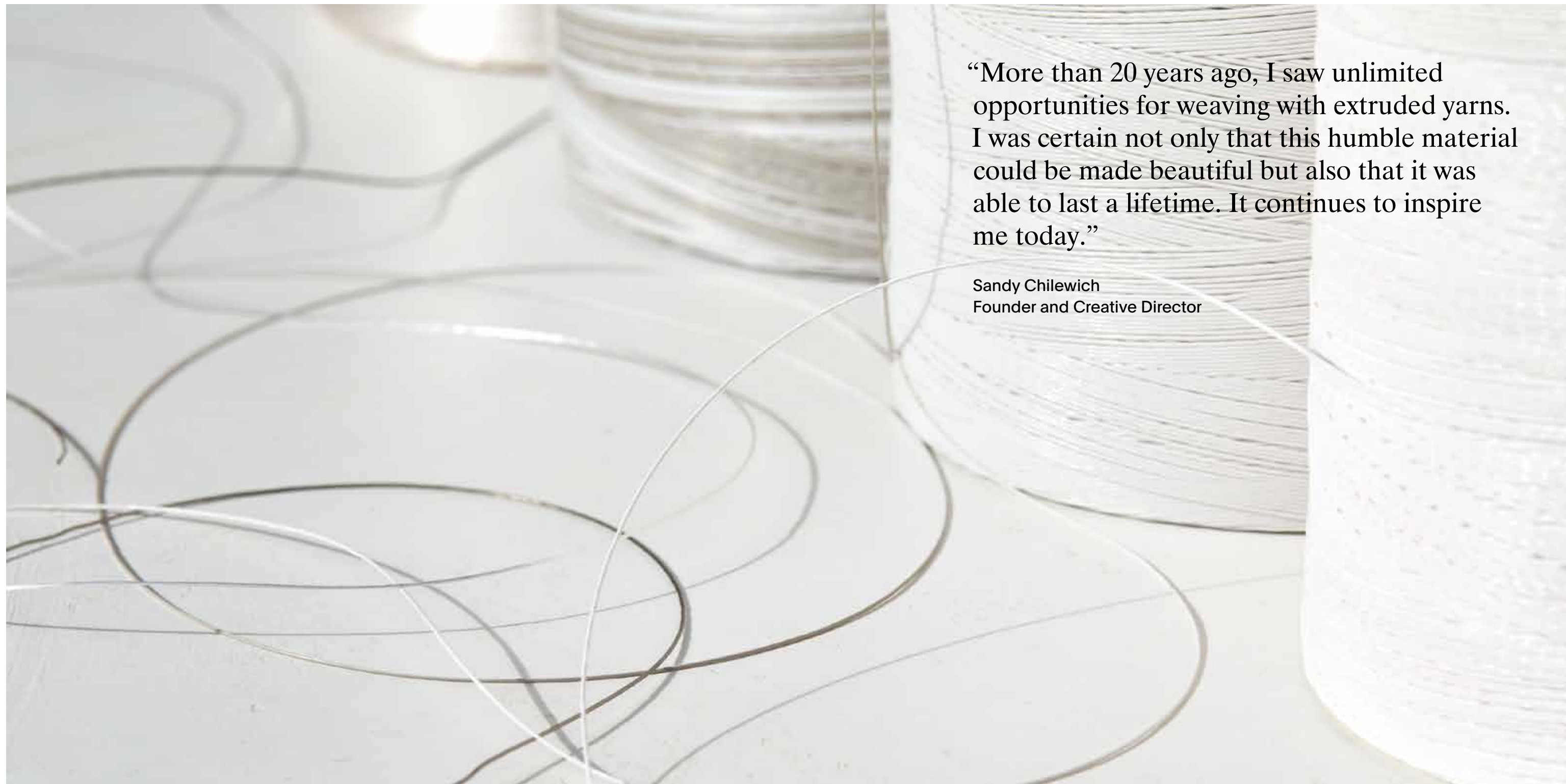


OCEAN, Twist





OCEAN, Twist



“More than 20 years ago, I saw unlimited opportunities for weaving with extruded yarns. I was certain not only that this humble material could be made beautiful but also that it was able to last a lifetime. It continues to inspire me today.”

Sandy Chilewich
Founder and Creative Director



OAK, Chord



Forever flowers.

The latest addition to our selection of molded openwork accessories, Daisy takes the form of a tightly clustered bouquet, as viewed from above. It is delicate in appearance yet surprisingly resilient: a contemporary interpretation of both classic florals and the ancient craft of lace-making.



GUNMETAL, Daisy



OAK, Domino




OAK, Domino



FLAX, Bay Weave





BLACK/WHITE, Domino



BLACK, Daisy

Bringing depth to surfaces.

At Chilewich, we push the boundaries of form and function through products that combine innovative textiles and distinctive colors with extraordinary durability and easy maintenance. Our designs can be found in the permanent collection of the Cooper Hewitt, Smithsonian Design Museum, and in homes, workplaces, restaurants, hotels, and vehicles around the world.

Learn more at chilewich.com and by following us on Instagram at [@chilewich](https://www.instagram.com/chilewich).

Chilewich | Sultan LLC
39 West 19th Street
New York, NY 10011

Chilewich® and TerraStrand®
are registered trademarks.
All rights reserved.

Photography: Megan Senior

chilewich®