

c o s m o g r a p h i e s  
// surface design //

**GLYPH**

TERRACOTTA  
// tiles //

[www.cosmographies.com](http://www.cosmographies.com)

**INDEX**



**TERRACOTTA** \_\_\_\_\_ **P. 3**

**SUSTAINABILITY** \_\_\_\_\_ **P. 4**

**CONCEPT** \_\_\_\_\_ **P.5/6**

**TILES PATTERNS** \_\_\_\_\_ **P. 7**

**COLOURS** \_\_\_\_\_ **P. 8**

**SUITABILITY** \_\_\_\_\_ **P. 9**

**COLLECTION** \_\_\_\_\_ **P.10/18**

**COMPOSE & CREATE** \_\_\_\_\_ **P.19/22**

**INSTALLATION & USE** \_\_\_\_\_ **P. 24**

**ORDERS & TERMS** \_\_\_\_\_ **P. 25**

**STUDIO COSMOGRAPHIES** \_\_\_\_\_ **P. 26**





# TERRACOTTA

{ Italian word to designate the material - meaning « Baked Earth » }

## MATERIAL

**Terracotta is a wonderfully versatile material. It can take many shapes, become many things.**

**It embodies creativity itself.**

For that it needs only a little more: the human hand, and heat. As per its definition, terracotta means "baked earth", a definition that reveals fully its primary beauty, elemental identity. Terracotta tiles are a way to bring back earth as an elemental part of our home.

To feel the soft touch and natural feeling of earth in our interiors is a simple and evident re-connection to « real » materiality.

## RAW BEAUTY

Natural beauty and simplicity are important to us. With a humble view of decor and a caring eye for the material's natural aspect, the collection aims to reveal and create at the same time.

For us, natural imperfections are poetic and unique. It is the reflection of the beauty of the material itself and the trace of the hand shaping it into its final state.

To preserve this poetic aspect, we do not want to cover the material or control it completely.

In this collection, the design and the material talk to each other as equals, influencing each other, resulting in a unique conversation. **Sincere, beautiful and imperfect.**

## QUALITY

Terracotta tiles are a precious material and a strong product. Don't be fooled by the raw aspect of clay before being processed; the tiles made from it are exceptional! Portuguese terracotta tiles have been used for centuries to cover the front of buildings in wonderful arrays of colors and patterns.

Tiles can go through wide temperature changes without altering their quality, from resisting frost to fire, making them suitable for outside use as much as around a fireplace.

A combination of unique process and traditional enamelling makes COSMOGRAPHIES tiles stain proof and waterproof even on the areas where the natural base bisque is visible, including on our "raw" textures.



# SUSTAINABILITY

{ natural circle }

## SIMPLICITY

The choice of material is the first step of a sustainable approach. Because each product has a life cycle, it is important to think about the influence of the material on the environment in the case all re-valorisation or recycling path fails. More than being recyclable, using 100% natural materials permits to create products that will not harm the environment in the end of its life. Having a product made of **one simple material, avoiding multiple and complex processes is also going back to a simplicity that will reduce the impact of the production.**

## RECYCLING & PRODUCTION

Clay in itself gives infinite possibilities. It is a very adaptable, highly recyclable and eco-friendly material in its process.

Our team works hard to reduce the production's impact on the environment.

**On the production process, the liquid glaze waste and scrap clay is directly going back on the base clay body.**

Our clays contain at least 25% to 28% of recycled material from the start.

The heat captured from the Kilns is used to dry the tiles prior to firing, saving energy in the production.

## PROXIMITY

COSMOGRAPHIES is a studio believing that proximity, and human scale projects are also part of a sustainable approach.

A close collaboration is what makes our collection reality.

Our partner factory is based in Portugal, a place well-known for its long historical knowledge and craftsmanship regarding clay, especially terracotta tiles.

We believe that human-sized factories, giving priority to craftsmanship, producing at a respectful and natural pace, equals a meaningful production.

We believe that our project contributes to fairly rewarded craftsmanship work, and creativity freedom.

**All orders are "made to order", because each project is unique, and each tile exists only because it is needed.**

Avoiding a product waiting on shelf is also one of the solutions creating a sincere and waste-less distribution.





CONCEPT



SOFT TEXTURE



RAW TEXTURE

GLYPH

COLLECTION CONCEPT

**9 PATTERNS**

**2 TEXTURES**

**13 COLOURS**





# GLYPH

## THE CONCEPT

**GLYPH tiles collection is conceived as a language.**

It can be talked loudly , with vivid and articulated visuals.

Or it can be whispered with muted tones, soft harmonies for a subtle overall feeling.

This collection is a playground, to express your creativity, and compose a space with its own personality.  
Unique.

A material alphabet made of :

**Pattern**

**Colours**

**Texture**

## RAW/SOFT

**Our Tiles are available in two different base aspect :  
SOFT or RAW.**

Clay is a wonderful material to obtain a sleek, smooth a very soft to the touch aspect.

But clay can also be strong, wild and irregular, full of the natural earthy beauty that makes it unique.

We love the two identities of that material.

We love how different the result can be.

That is why every combination pattern+colour can be in:

**Soft version ( /St ) for a traditional and chic smooth finish, with soft irregularities,**

**or on Raw version ( /Rw ) for a bold character ,wildly imperfect and strong.**

## VISUAL PLAYGROUND

Create a seamless pattern by combining identical tiles, giving the surface a texture and architectural identity.

**Compose a visual story by combining different patterns together.** Place pattern tiles among naked ones for a very minimal approach. Combine colours in a playful composition.

Play around and dig into the infinite possibilities , multiple identities, and alternate universes that this material language can transform you space into.

Make some art , or make texture . Play unique or play harmony.



| stripe |



| line |



| grain |



| leaf |



| dot |



| fade |



| curve |



| body |



| edge |

| cosmographies |

P  
A  
T  
T  
T  
T  
T  
I  
L  
E  
S  
  
R  
N  
S  
  
G  
L  
Y  
P  
H



NATURAL BISQUE AND COLOURED PATTERN CONTRAST











COLOURS









{ what tone to give ? loud or muted }

COLOURS ON TEXTURE









NEUTRAL

							
polar	polar	mist	mist	nude	nude	tan	tan
21 // 01   S	21 // 01   R	21 // 02   S	21 // 02   R	21 // 03   S	21 // 03   R	21 // 04   S	21 // 04   R



WARM

							
petal	petal	terra	terra	ochre	ochre	sienna	sienna
21 // 05   S	21 // 05   R	21 // 06   S	21 // 06   R	21 // 07   S	21 // 07   R	21 // 08   S	21 // 08   R

BOLD

							
lilac	lilac	lavender	lavender	mimosa	mimosa	jade	jade
21 // 09   S	21 // 09   R	21 // 10   S	21 // 10   R	21 // 11   S	21 // 11   R	21 // 12   S	21 // 12   R

STRONG

	
night	night
21 // 13   S	21 // 13   R



# IDENTITY

{ *unique & plural* }

## MATERIAL

**Handmade terracotta tile, screen-printed by hand.  
Made in Portugal**

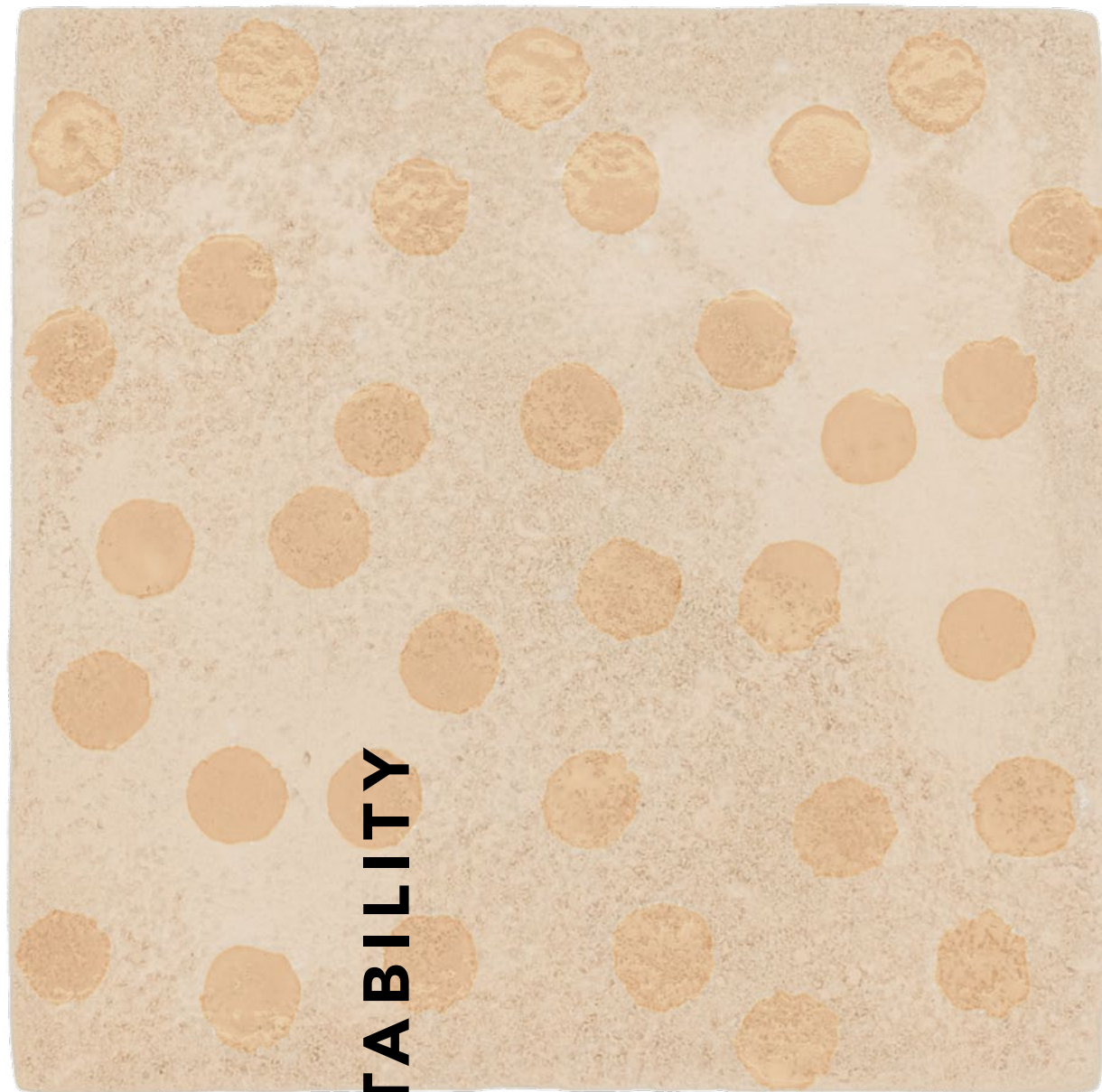
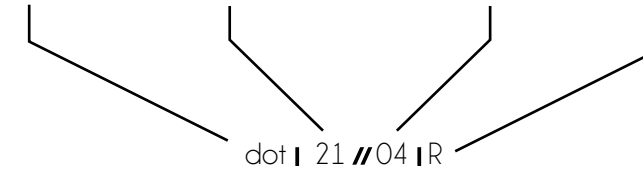
Tiles are stain protected, heat & frost resistant.

Due to the handmade character the product, each tile is unique. Slight irregularity and variation must be expected. A very strong variation between tiles is to be expected for the «RAW» texture choice.

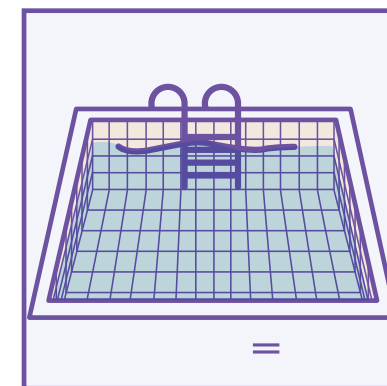


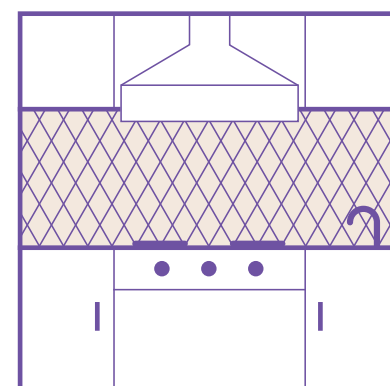

## REFERENCE

To obtain the unique reference of your tile choice

NAME | COLOUR YEAR // COLOUR CHOICE | TEXTURE



TILES SUITABILITY



- | WALLS |
- | KITCHEN |
- | BATHROOM |
- | SHOWER |
- | SWIMMING POOL |



LAYOUT: straight  
REF: stripe | 21//01 | S



LAYOUT: straight  
REF: stripe | 21//01 | S



# PATTERN & DETAILS

GLYPH  
stripe

## DÉTAILS

Size 14 x 14 cm  
Thickness 1cm  
Tiles per square meter 48





LAYOUT: straight  
REF: line | 21//01 | S



LAYOUT: straight/orientation  
REF: line | 21//01 | S



## PATTERN & DETAILS

GLYPH  
line

### DÉTAILS

Size \_\_\_\_\_ 14 x 14 cm  
Thickness \_\_\_\_\_ 1cm  
Tiles per square meter \_\_\_\_\_ 48

LAYOUT: straight  
REF: grain | 21//01 | S



LAYOUT: straight  
REF: grain | 21//01 | S  
leaf | 21//01 | R

# PATTERN & DETAILS



GLYPH  
grain

## DÉTAILS

Size 14 x 14 cm  
Thickness 1 cm  
Tiles per square meter 48



LAYOUT: straight/orientation  
REF: grain | 21//01 | S  
leaf | 21//01 | S



LAYOUT: offset/orientation  
REF: leaf | 21//01 | S



# PATTERN & DETAILS

GLYPH  
leaf

## DÉTAILS

Size \_\_\_\_\_ 14 x 14 cm  
Thickness \_\_\_\_\_ 1cm  
Tiles per square meter \_\_\_\_\_ 48

LAYOUT: straight  
REF. dot | 21//01 | R



LAYOUT: straight  
REF. dot | 21//01 | S  
fade | 21//01 | S



# PATTERN & DETAILS

[ GLYPH  
dot ]

## DÉTAILS

Size 14 x 14 cm  
Thickness 1cm  
Tiles per square meter 48



LAYOUT: straight/orientation  
REF: fade | 21//01 | S



LAYOUT: straight/orientation  
REF: fade | 21//01 | S  
dot | 21//01 | S



# PATTERN & DETAILS

GLYPH  
fade

## DÉTAILS

Size \_\_\_\_\_ 14 x 14 cm  
Thickness \_\_\_\_\_ 1cm  
Tiles per square meter \_\_\_\_\_ 48

LAYOUT: straight/orientation  
REF: curve | 21// 01 | S  
curve | 21// 01 | R



LAYOUT: straight/orientation  
REF: curve | 21// 01 | S  
body | 21// 01 | S

## PATTERN & DETAILS

GLYPH  
curve

### DÉTAILS

Size \_\_\_\_\_ 14 x 14 cm  
Thickness \_\_\_\_\_ 1cm  
Tiles per square meter \_\_\_\_\_ 48





LAYOUT: straight/orientation  
REF: line | 21// 01 | S



LAYOUT: straight  
REF: body | 21//01 | S



## PATTERN & DETAILS

GLYPH  
body

### DÉTAILS

Size \_\_\_\_\_ 14 x 14 cm  
Thickness \_\_\_\_\_ 1cm  
Tiles per square meter \_\_\_\_\_ 48



LAYOUT: straight  
REF: edge | 21//01 | S



LAYOUT: straight/orientation  
REF: edge | 21// 01 | S



# PATTERN & DETAILS

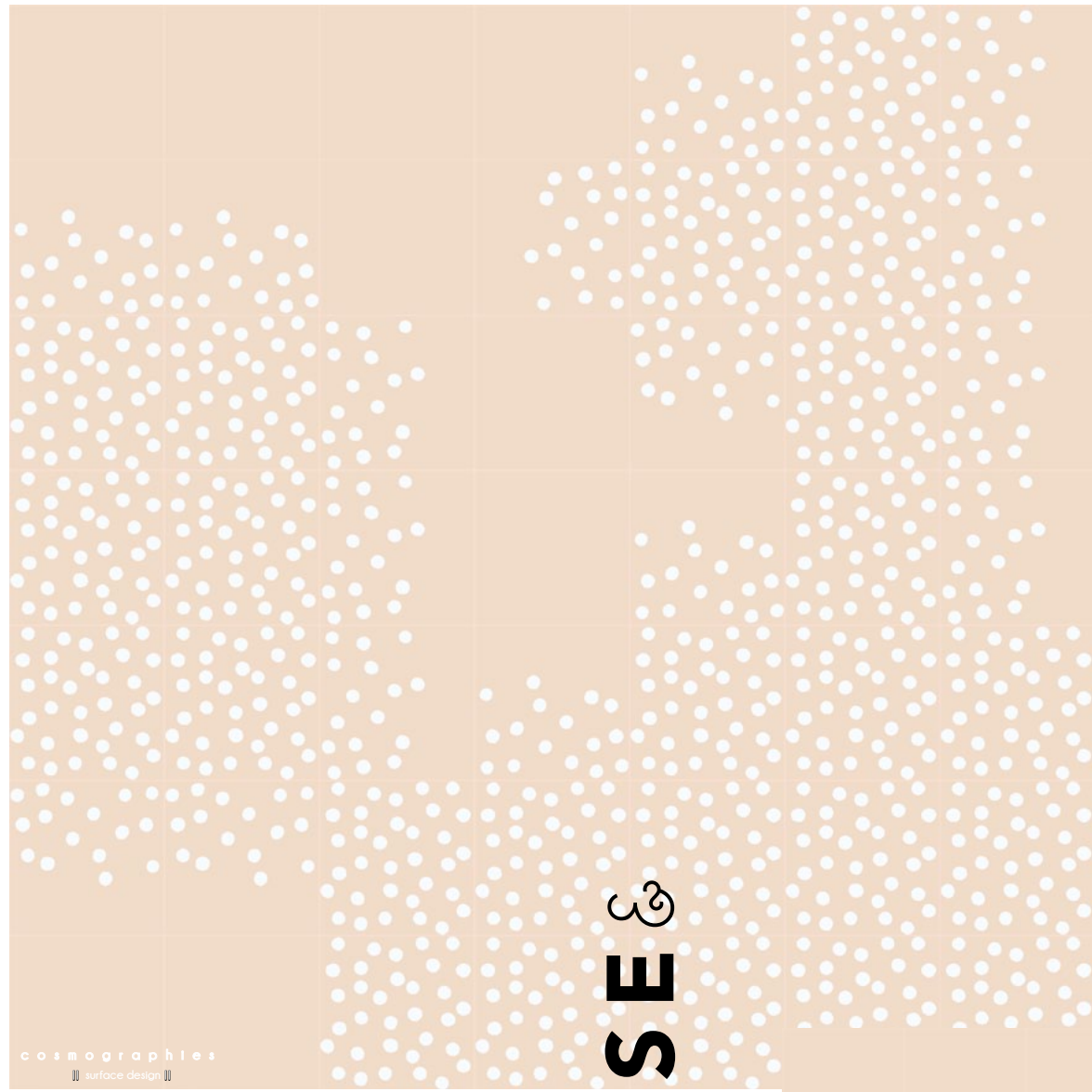

GLYPH edge

## DÉTAILS

Size \_\_\_\_\_ 14 x 14 cm  
Thickness \_\_\_\_\_ 1cm  
Tiles per square meter \_\_\_\_\_ 48



curve   21 //01   S	
<b>GLYPH</b>	tile size: 14 x 14 cm tiles psm: 48 simu.size: 0,9 x 0,9 m installation: straight




dot   21 //01   S	
fade   21 //01   S	
<b>GLYPH</b>	tile size: 14 x 14 cm tiles psm: 48 simu.size: 0,9 x 0,9 m installation: straight


cosmographies    surface design	
TERRACOTTA // tiles //	<a href="http://www.cosmographies.com">www.cosmographies.com</a>

COMPOSE &  
 CREATE

body   21 //01   S	
edge   21 //01   S	
clear   21 //01   S	
<b>GLYPH</b>	tile size: 14 x 14 cm tiles psm: 48 simu.size: 0,9 x 0,9 m installation: straight







line | 21 // 06 | S  
 line | 21 // 04 | S  
 line | 21 // 07 | S  
 line | 21 // 08 | S

**GLYPH**  
 tile size: 14 x 14 cm  
 tiles psm: 48  
 simu.size: 0,9 x 0,9 m  
 installation: straight

line | 21 // 06 | S  
 line | 21 // 07 | S

**GLYPH**  
 tile size: 14 x 14 cm  
 tiles psm: 48  
 simu.size: 0,9 x 0,9 m  
 installation: straight

cosmographies  
 // surface design //



edge | 21 // 06 | S  
 curve | 21 // 06 | S  
 body | 21 // 06 | S  
 curve | 21 // 13 | S  
 curve | 21 // 08 | S

**GLYPH**  
 tile size: 14 x 14 cm  
 tiles psm: 48  
 simu.size: 0,9 x 0,9 m  
 installation: straight

cosmographies  
 // surface design //

dot | 21 // 07 | S  
 curve | 21 // 08 | S  
 body | 21 // 08 | S  
 dot | 21 // 13 | S

**GLYPH**  
 tile size: 14 x 14 cm  
 tiles psm: 48  
 simu.size: 0,9 x 0,9 m  
 installation: straight


201

cosmographies  
 // surface design //

**GLYPH**


TERRACOTTA  
 // tiles //

www.cosmographies.com




cosmographies  
 // surface design //

COMPOSE  
 &  
 CREATE

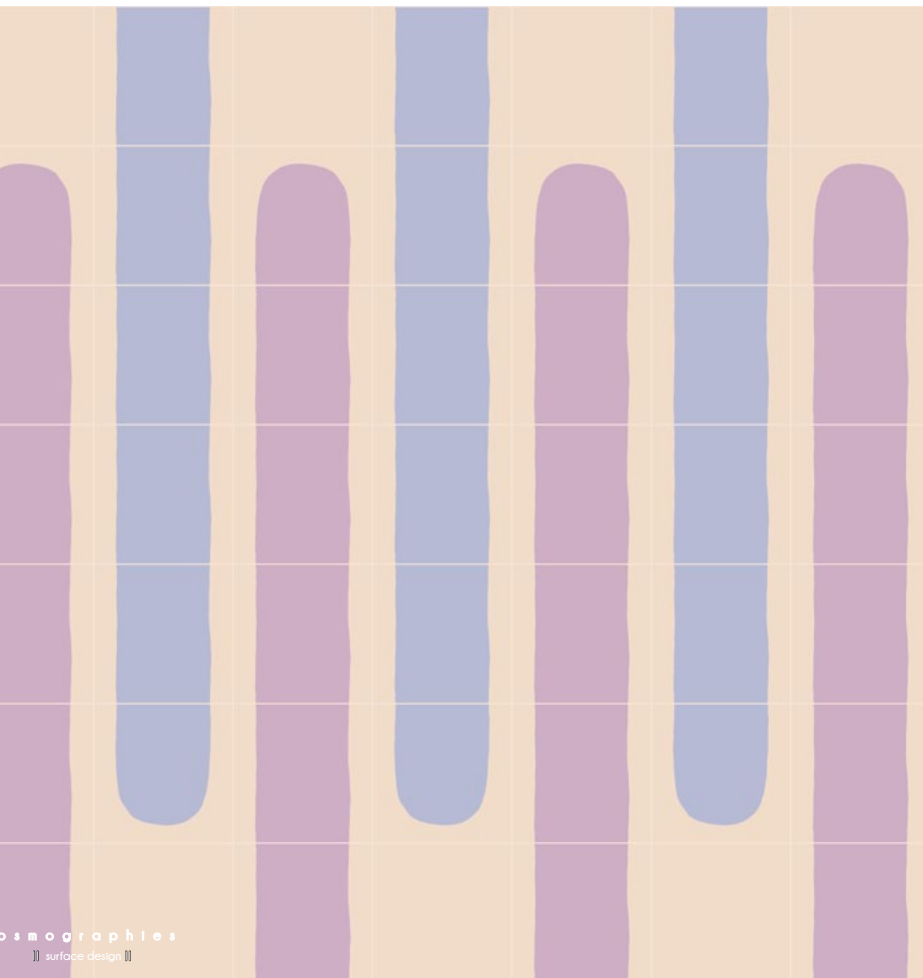


cosmographies  
 // surface design //





edge   21 // 08   S
edge   21 // 04   S
edge   21 // 06   S
edge   21 // 07   S
edge   21 // 09   S
curve   21 // 04   S
curve   21 // 06   S
<b>GLYPH</b>
tile size: 14 x 14 cm
tiles psm: 48
simu.size: 0,9 x 0,9 m
installation: straight




edge   21 // 09   S
edge   21 // 10   S
body   21 // 09   S
body   21 // 10   S
<b>GLYPH</b>
tile size: 14 x 14 cm
tiles psm: 48
simu.size: 0,9 x 0,9 m
installation: straight



edge   21 // 06   S
edge   21 // 09   S
edge   21 // 04   S
edge   21 // 07   S
edge   21 // 08   S
<b>GLYPH</b>
tile size: 14 x 14 cm
tiles psm: 48
simu.size: 0,9 x 0,9 m
installation: straight

fade   21 // 01   S
dot   21 // 01   S
edge   21 // 04   S
curve   21 // 04   S
edge   21 // 07   S
body   21 // 07   S
curve   21 // 07   S
body   21 // 06   S
edge   21 // 06   S
curve   21 // 06   S
<b>GLYPH</b>
tile size: 14 x 14 cm
tiles psm: 48
simu.size: 0,9 x 0,9 m
installation: straight




c o s m o g r a p h i e s  
|| surface design ||

TERRACOTTA // tiles //	www.cosmographies.com
---------------------------	-----------------------

COMPOSE  
CREATE



dot   21 // 09   S
fade   21 // 09   S
dot   21 // 10   S
fade   21 // 10   S
dot   21 // 12   S
fade   21 // 12   S
<b>GLYPH</b>   tile size: 14 x 14 cm tiles psm: 48 simu.size: 0,9 x 0,9 m installation: straight



cosmographies  
|| surface design ||


COMPOSE  
&  
CREATE

body   21 // 08   S
body   21 // 09   S
body   21 // 04   S
curve   21 // 08   S
curve   21 // 09   S
curve   21 // 06   S
curve   21 // 04   S
<b>GLYPH</b>   tile size: 14 x 14 cm tiles psm: 48 simu.size: 0,9 x 0,9 m installation: straight




cosmographies  
|| surface design ||

stripe   21 // 09   S
<b>GLYPH</b>   tile size: 14 x 14 cm tiles psm: 48 simu.size: 0,9 x 0,9 m installation: straight



cosmographies  
|| surface design ||

| cosmographies |



cosmographies  
|| surface design ||

body   21 // 04   S
dot   21 // 08   S
dot   21 // 06   S
dot   21 // 01   S
<b>GLYPH</b>   tile size: 14 x 14 cm tiles psm: 48 simu.size: 0,9 x 0,9 m installation: diagonal

cosmographies  
|| surface design ||


**GLYPH**

---

TERRACOTTA  
// tiles //

[www.cosmographies.com](http://www.cosmographies.com)





### TILES SUITABILITY

Our Tiles, due to the inner characteristics of its material and fabrication, and to a special process to improve impermeability is suitable even for **swimming pools , kitchen, bathroom, shower.**

Also, Our tiles are fired in kilns at very high temperatures. Therefore, they can be used in **fireplace** installations and will not be damaged by heat !

Of course you can use them on regular **walls** and other surfaces. **Exteriors** application is also completely possible. Traditional terracotta Tiles have been used for hundred of years on traditional Portuguese houses facades. We recommend using our tiles only on vertical exterior surfaces. Please feel free to contact us for advice !

### GROUTING

In practice, tiling without grouting is not recommended. Ideally ,we advise a grout joint (1or 2 mm) which joins the tiles so that they touch one another with the grouting compensating the slight irregular space left between tiles, created by the imperfection of the edges.

To more closely connect each tile with each other, and for a seamless pattern result, **choose a grouting matching the colour of the tile base clay** (or glaze if it is predominant on the chosen model).

These dimensions & choice allow for a very discreet result that allows the pattern to be read as continuous.

### INSTALLING

Install per industry standards for terracotta glazed tiles.






Proper substrate preparation and the right choice of adhesives and grouts for the type of tile and specific project conditions are critical for achieving a long-lasting installation. COSMOGRAPHIES tiles can be installed with any conventional tiling method, using any mortars, adhesives (EN 1200 C2) and grout compounds (EN 13888) suitable for use with wall tiles.

### CLEANING

For everyday cleaning, simply use a pH-balanced natural cleaner to care for your tiles.

We do not recommend the use of any acids to clean our tiles and it is always wise to test any other cleaning methods in an inconspicuous area of your installation. Always avoid the use of abrasive cleaning pads.

## TECHNICAL DATA & RESISTANCE

Technical Features	Standards	Test Results	Compliance
 <b>Determination of water absorption</b>	EN ISO 10545-3	14,4 %	YES
	ASTM C 373-88	15,9 %	YES
 <b>Determination of module of rupture</b>	EN ISO 10545-4	R = 14,8 N/mm <sup>2</sup> S = 1066 N	YES
 <b>Determination of frost resistance</b>	EN ISO 10545-12	Not affected	YES
 <b>Determination of chemical resistance</b>  Household Chemicals Swimming Pool Salts Acids Alkali	EN ISO 10545-13	Class A	YES
	ASTM C 650-04	Not affected	YES
 <b>Determination of resistance to staining</b>  Green Chromium Iodine Olive Oil	EN ISO 10545-14	Class 5	YES
	ASTM C 1378-04	Not affected (limit at -20°C)	YES



# ORDERS & TERMS

## HOW TO ORDER

As shipping fees have to be calculated based on your location and ordered quantity, we cannot offer direct payment on our website yet. **You can place an order by contacting us directly by email or by the ordering form on our website.**

**An invoice will be issued to you shortly after.**

A 50% deposit is required to confirm your order. the balance of the amount is due once your order is ready to ship. The goods will be released immediately after the payment has been received and cleared in full.

The order, once confirmed by the first deposit, is launched to production so it becomes definitive and non-refundable.

it is due to the fact that each production is "made to order".

Please place your order carefully and check all specification before placing it.

We are here to answer any questions you may have and to help you to place your order!

Check correctly the quantities you need.

Ordering proper quantities is essential, as we cannot guarantee an exact match between batches due to natural variations.

**We advise a 10% contingency on top of the minimum quantity needed.**

This overage allows for the possibility of breakage during installation and extras in case of damage in the future. Don't hesitate to refer to your installer when determining quantities.

## MINIMUM QUANTITIES

**There is a 3 sqm total minimum order quantity.**

And a 1 sqm minimum order quantity per pattern and colour combination.

## PRICES

Our prices are subject to change without notice according to cost variations.

All product prices quoted exclude the cost of delivery .

Our applicable VAT rate is 23%.

## PRODUCTION TIMES

**All our tiles are made to order, exclusively for you.**

We made that choice to reflect our wish for a more sincere and simple relation between production and demand.

Once confirmed, **Each order will take 4 to 5 weeks before being shipped to you.**

All our tiles are handmade and go through different processes from the base material to the finished product, so we need some time to do it.

It's a natural and respectful rythme in which all attention are paid to details, and your product will be treated with great care.

This time respect what is needed by all our team members to create the perfect result !

## DELIVERY

**We can arrange delivery anywhere in the world !**

Please contact us to request a freight quote.

Tiles are packed with great care in cardboard boxes, loaded on a protected and sealed pallet. Pallets are delivered on the pavement. Freight quotes are passed on at cost with a 15€ pallet charge per pallet used.

Delivery terms are to be considered indicative. Eventual delivery delays do not entitle customers to claim indemnity.

## SAMPLES

Of course we understand the importance of seeing our product in reality.

It is also the best way to feel the contrast of the natural bisque and the glazed pattern that is as much to see and to feel!

Also, samples are essential when it comes to coordinating all the elements for your project and are happy to provide samples during your selection process.

Multiple samples can be ordered to give a sense of patterns,colour range and texture options.

Patterned tiles samples are made in Polar white colour and colours samples are separately made on plain tile.

**You can request your sample pack by contacting us by email or by the "sample order" form on our website.**

## COMPOSITION & STYLING SERVICE

If you love the collection but playing around with colours, pattern and composition seems too much of a task, **we are here for you !**

Taking in consideration the tiles future surrounding, or the other material and colour of your future project, we can propose you a styling & design service to compose a choice of tile, colours and create the perfect combination for you, making the best of our collection.

## HANDMADE PRODUCTS TOLERANCE & QUALITY

Due to the handmade character of our product, using a natural material and a process containing numerous hand manipulations , **each of our tiles are unique.**

Slight irregularity and variation must be expected, and that beauty is what we are looking for when the "PLAYGROUND" collection was designed.

Our patterns are made to create repeat overall visual and designed as such. But looking closer you will be able to see that, In each of our tile, the natural beauty of terracotta is visible, as much as the beautiful unique aspect of a handmade product.

That is why variations in facial dimensions and thickness will be allowed as per handcrafted products standards. Variations in colour, shade, tonality, texture and crazing are also inherent characteristics . The "RAW" version of our tiles are a design choice to use the most irregular side of our tiles, you can expect an assumed irregular look for this option, that is what make this exceptional look!

## RETURNS

Because we make our tile specially for you, returns are not accepted unless they are defective or damaged in shipping.

Any problems with quality, quantity and kind of material supplied must be reported to COSMOGRAPHIES within 7 working days of receipt of the order.

As the defective product must be at our disposal for quality checking, No claim will be accepted once the material has been installed.

Damage caused by inappropriate installation, accident, misuse or improper maintenance is not covered by our warranty.

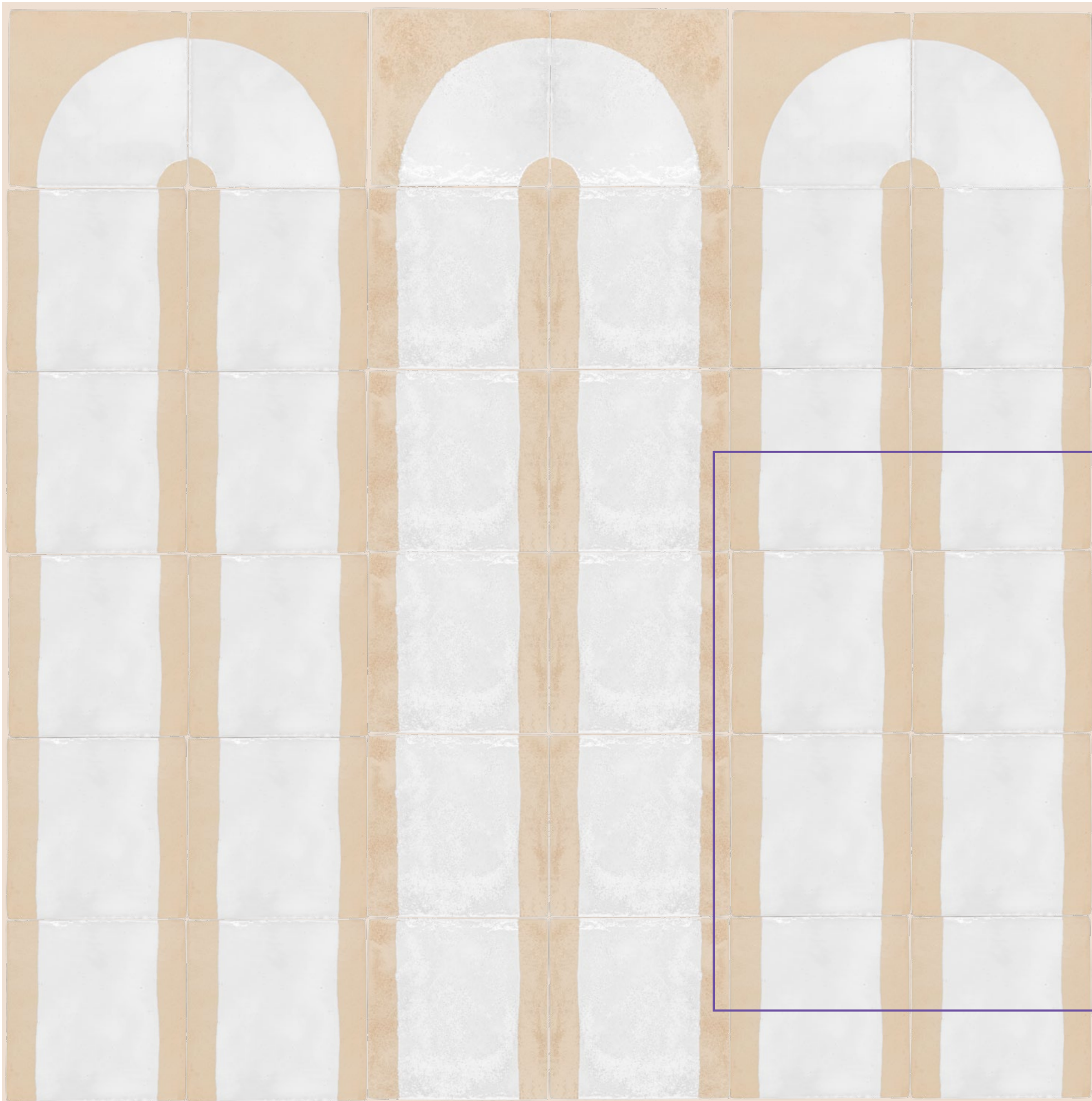
Although we can provide Installation and Maintenance guidelines, our liability is strictly limited to the supply of products.

Variations in colour, shade, tonality, texture and crazing are inherent characteristics of our handmade COSMOGRAPHIES tiles and are not defects.

## CUSTOM PROJECTS

**Here at COSMOGRAPHIES, we love to collaborate on unique projects.** If you need a very particular colour to match your project, or a unique design pattern, a visual wall created for you only, we can make it happen!

Being a design studio we can answer the creativity call, and offer you an exclusive design service.



## ABOUT THE STUDIO

**COSMOGRAPHIES** is a versatile studio designing, collaborating and self-editing projects around the universe of our interiors.

We design by being curious, sensible and explorative with surface, objects and space. Design have the ability to create very unique and constructed visual universes in the intimate sphere of our daily-life, our home.

We explore this universe using material, colours, textures, senses, and meaning : It is the langage we use to tell stories. Many stories... simple ones, and deeper ones.

Cosmographies is a studio that want to create material elements of language to built spaces full of emotions .

[www.cosmographies.com](http://www.cosmographies.com)



| COSMOGRAPHIES |

