

CAMPA
Muller Intuitiv

PRESENTS

collection



ICONIC

ICONIC collection



A NEW LINE OF DESIGNER RADIATORS
DEDICATED TO INTERIOR DESIGN PROFESSIONALS

COLLECTION



ICONIC

 ICONIC collection

For more than 50 years, CAMPA has been offering elegant and original thermal comfort solutions through its collections of radiators and towel warmers, a subtle balance between aesthetics and performance.

Under constant innovation, the brand is expanding its offer with the ICONIC line. This line of products came to life at the decoration, design and lifestyle show MAISON & OBJET in 2020. With its strong visual potential, it combines an imposed aestheticism with very high functional and technical criteria. Through this novelty, CAMPA demonstrates its strong personality and unveils exceptional products which will complement the founding line.

Through ICONIC, CAMPA uses light to further enhance its products and materials, while revealing the beauty of its facades. With its sophisticated design, ICONIC combines innovation and respect for tradition, while expressing French knowhow.



The ICONIC catalogue is available on www.campa.fr/uk

 ICONIC collection

COLLECTION



ICONIC collection

LIVING ROOMS

- ▶ IC STYLE 1
- ▶ IC STYLE 2
- ▶ IC STYLE 3
- ▶ CITY 4
- ▶ KUBES 4

KITCHEN & BATHROOM

- ▶ IC HOLIDAY 1
- ▶ IC ELITE 1
- ▶ IC ELITE 3

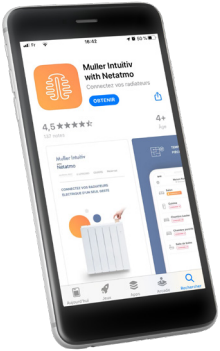
PERFORMANCE

Like all exceptional Campa radiators, models of the **Iconic** collection are true references of low-carbon thermal comfort, combining technological performance with remarkable lines and design.

INTELLIGENCE

Their design favors the inertia and radiance of noble materials which emit a gentle, smooth and well-distributed ambient heat in the room, with extremely precise regulation.

Equipped with Muller Intuitiv intelligence, they can be connected and controlled remotely by voice or with a smartphone using the Muller intuitiv with Netatmo application. Developed in collaboration by Muller Group and Netatmo (Specialist in connected objects), this solution is fitted to all of our products ranges.



Muller Intuitiv with Netatmo ▶

Praised by users, the application receives one of the best ratings in its category on the Google and Apple stores, with a rating of **4,5 out of 5**.

MULLER INTUITIV INTELLIGENCE FOR ECONOMICAL AND LOW-CARBON COMFORT

Smart radiators take into account the users' life habits, exchange and adapt their temperature accordingly. Their sensors detect presence, absence and untimely openings of windows. The radiators anticipate, auto-regulate themselves and offer planning optimisations and a daily consumption analysis graph.

Houses equipped with Muller Intuitiv radiators tracks down any source of waste and overconsumption. tAnd because they are part of a sustainable environment approach, they use almost carbon-free electricity produced in France. (The electricity produced in France is more than 93% carbon-free, source RTE).

LET THERE BE LIGHT...

Beyond thermal performance, these intelligent heating devices play an active and elegant role in interior design, whether it is for a classic or contemporary style. They also integrate light with various functions to further enhance noble materials such as lava stone, tempered glass or laced steel. Coupled with its sensors, it can act as a night-light - very useful when walking at night - or if necessary, trigger a visual alert in the event of an open window during heating schedule.

THE CAMPA SERVICE

The **ICONIC** collection is aimed at professionals who will be able to benefit from our specialist partners' advice, both in France and internationally.


COLLECTION



ICONIC

ICONIC collection

LIVING ROOMS

<p>EQUIPPED WITH</p>  <p>Muller Intuitiv</p>	▷ IC STYLE 1	RADIATOR WITH CONTROLLED INERTIA - TEMPERED GLASS FACADE
	▷ IC STYLE 2	RADIATOR WITH CONTROLLED INERTIA - LAVA STONE FACADE
	▷ IC STYLE 3	RADIATOR WITH CONTROLLED INERTIA - DOUBLE ENVELOPE STEEL FACADE
	▷ CITY 4	RADIATOR WITH CONTROLLED INERTIA - LACED STEEL FACADE
	▷ KUBES 4	RADIANT RADIATOR WITH LACED STEEL FACADE

IN ITS ICONIC COLLECTION, CAMPA USES LIGHT TO ENHANCE THE BEAUTY OF THEIR LAVA STONE, GLASS OR STEEL FACADE. IN ADDITION TO ITS AESTHETIC APPEARANCE, THE INTEGRATED LIGHTING IS INTELLIGENT AND OFFERS FOUR FUNCTIONS : MOOD LIGHT, NIGHT LIGHT, BEACON LIGHT AND VISUAL OPEN-WINDOW ALERT

IC STYLE 1

HORIZONTAL AND VERTICAL MODELS

**RADIATOR WITH CONTROLLED INERTIA
TEMPERED GLASS FACADE**

INTEGRATED LIGHT FUNCTIONS

- ▶ MOOD LIGHT ▶ NIGHT LIGHT
- ▶ BEACON LIGHT ▶ OPEN-WINDOW ALERT

MAIN FEATURES

- . 2 independent and complementary heating elements (priority to the facade)
- . Bevelled edges
- . Presence/absence detection
- . Open-window detection
- . Ultra-thin model : from 50 mm to 84 mm
- . Origine France Garantie label

HORIZONTAL MODELS

650W - 1000 W - 1250 W - 1500 W - 2000 W

VERTICAL MODELS

1000 W - 1250 W - 1500 W - 2000 W

COLOURS

White - Black - Mirror effect



IC STYLE 1 - Mirror effect - vertical - 1000W - 1650 x 450mm



BY Cam 02/2018

COLLECTION



IC STYLE 2

HORIZONTAL AND VERTICAL MODELS

RADIATOR WITH CONTROLLED INERTIA
NATURAL LAVA STONE FACADE
INTEGRATED LIGHT FUNCTIONS

► MOOD LIGHT ► NIGHT LIGHT

► BEACON LIGHT ► OPEN-WINDOW ALERT

MAIN FEATURES

- . 2 independent and complementary heating elements (priority to the facade)
- . Presence/absence detection
- . Open-window detection
- . Ultra-thin model : from 53 mm to 55 mm
- . Origine France Garantie label

HORIZONTAL MODELS

650W - 1000 W - 1250 W

VERTICAL MODELS

1000 W - 1250 W

COLOURS

- . Raw lava
- . Beige



Raw lava finish - 1000 W - 1650 x 450 mm



Raw lava finish - 1000 W - 700 x 1100 mm



ICONIC

IC STYLE 3

HORIZONTAL AND VERTICAL MODELS

RADIATOR WITH CONTROLLED INERTIA
DOUBLE ENVELOPPE STEEL FACADE

INTEGRATED LIGHT FUNCTIONS

► MOOD LIGHT ► NIGHT LIGHT

► BEACON LIGHT ► OPEN-WINDOW ALERT

MAIN FEATURES

- . 2 independent and complementary heating elements (priority to the facade)
- . Double enveloppe steel facade
- . Presence/absence detection
- . Open-window detection
- . Ultra-thin model : from 50 mm to 84 mm
- . Origine France Garantie label

HORIZONTAL MODELS

650W - 1000 W - 1250 W - 1500 W - 2000 W

VERTICAL MODELS

1000 W - 1250 W - 1500 W - 2000 W

COLOURS

- . Matte white
- . Anthracite



Matte white - 1000W - 700 x 1100 mm



Matte white - 1000W - 1650 x 450 mm



ICONIC

COLLECTION



IC CITY 4

VERTICAL MODELS

RADIATOR WITH CONTROLLED INERTIA LACED STEEL FACADE

INTEGRATED LIGHT FUNCTIONS

► MOOD LIGHT ► NIGHT LIGHT

► BEACON LIGHT ► OPEN-WINDOW ALERT

MAIN FEATURES

- . 2 independent and complementary heating elements (priority to the facade)
- . Presence/absence detection
- . Open-window detection
- . Ultra-thin model : 62 mm
- . Origine France Garantie label

VERTICAL MODELS

1000 W - 1250 W

COLOURS

- . White
- . Anthracite



White - 1250W - 1660 x 590 mm



BVCon_403014



ICONIC

IC KUBES 4

HORIZONTAL AND VERTICAL MODELS

RADIANT RADIATOR LACED STEEL FACADE

INTEGRATED LIGHT FUNCTIONS

► MOOD LIGHT ► NIGHT LIGHT

► BEACON LIGHT ► OPEN-WINDOW ALERT

MAIN FEATURES

- . High-emissivity heating element, quick heat-up time and homogeneous heat repartition
- . Presence/absence detection
- . Open-window detection
- . Ultra-thin model : 50 mm
- . Origine France Garantie label

HORIZONTAL MODELS

1000 W - 1500 W

VERTICAL MODELS

1500 W

COLOURS

- . White
- . Anthracite



Anthracite - 1000W - 700 x 700 mm



BVCon_403014



White - 1250W - 1650 x 450 mm



BVCon_403014



ICONIC

COLLECTION



ICONIC

ICONIC collection

BATHROOM & KITCHEN



EQUIPPED WITH

▷ IC HOLIDAY 1

▷ IC ELITE 1

▷ IC ELITE 3

RADIANT TOWEL WARMER RADIATOR - TEMPERED GLASS FACADE

RADIANT TOWEL WARMER RADIATOR - TEMPERED GLASS FACADE

RADIANT TOWEL WARMER RADIATOR - STEEL FACADE

A LINE OF HEATED TOWEL RADIATORS WITH INTEGRATED LIGHTING,
CONTROLLED INERTIA, AVAILABLE IN DIFFERENT OUTPUTS, DIMENSIONS AND
MATERIALS

IC HOLIDAY 1

VERTICAL MODELS

**BATHROOM TOWEL WARMER RADIATOR
GLASS FACADE & CONTROLLED INERTIA**

INTEGRATED LIGHT FUNCTIONS

- ▶ MOOD LIGHT ▶ NIGHT LIGHT
- ▶ BEACON LIGHT ▶ OPEN-WINDOW ALERT

MAIN FEATURES


- . Dual heating element, and radiating tempered glass façade
- . Integrated fan blower for immediate comfort (900W)
- . Open-window detection
- . Presence / absence detection
- . Origine France Garantie label

VERTICAL MODELS

1300W -1500 W

COLOURS

- . White
- . Black
- . Mirror (façade only)
- . Grey (bar only)



IC HOLIDAY 1 - Black facade and rail - 1300 W - 1200 x 350 mm



BY L&L 02/2018

COLLECTION



IC ELITE 1

VERTICAL MODELS

BATHROOM TOWEL WARMER RADIATOR GLASS FACADE & CONTROLLED INERTIA

INTEGRATED LIGHT FUNCTIONS

- ▶ MOOD LIGHT ▶ NIGHT LIGHT
- ▶ BEACON LIGHT ▶ OPEN-WINDOW ALERT

MAIN FEATURES

- . Dual heating element, and radiating tempered glass façade
- . Integrated fan blower for quick heat-up time and immediate comfort (1000W)
- . Open-window detection
- . Origine France Garantie label

VERTICAL MODELS

1300W

COLOURS

- .White
- .Black
- .Mirror



Lily white - 1300 W - 1500 x 430 mm



Astrakhan black - 1300 W - 1500 x 430 mm



ICONIC

IC ELITE 3

VERTICAL MODELS

BATHROOM TOWEL WARMER RADIATOR STEEL FACADE & CONTROLLED INERTIA

INTEGRATED LIGHT FUNCTIONS

- ▶ MOOD LIGHT ▶ NIGHT LIGHT
- ▶ BEACON LIGHT ▶ OPEN-WINDOW ALERT

MAIN FEATURES

- . Dual heating element, and radiating double envelope steel façade
- . Integrated fan blower for quick heat-up time and immediate comfort (1000W)
- . Open-window detection
- . Ultra thin model : 50 mm
- . Origine France Garantie label

VERTICAL MODELS

1300W - 1500W

COLOURS

- . Matte white



Matte white - 1300 W - 1200 x 430 mm



Matte white - 1500 W - 1500 x 430 mm



ICONIC