


CREATE YOUR HAND-WOVEN RUG IN 3 STEPS


Creating an Hand-Woven rug is a unique experience. The technique is flexible and allow you to choose different designs, combinations, colors and finishings, all according to your individual taste. Possibilities are endless and you can even choose to divide the rug into stripes, each of them woven with different pattern, color and/or materials.



[EXPLORE HAND-WOVEN COLLECTION](#)

#1 SELECT THE TECHNICAL PATTERNS

The hand-weaving technique allows you the possibility of creating a bespoke rug. It is possible to play with different patterns and use more than one in the same rug. Choose the combination you prefer and turn it into your own exclusive Ferreira de Sá masterpiece.



[SEE ALL THE PATTERNS](#)

#2 SELECT THE COLORS AND MATERIALS

Select the color(s) of the ending and background. Either single color or mix of tones and materials can be used.

FERREIRA DE SÁ

LUXURY RUGS SINCE 1946




[REQUEST HAND-WOVEN BOX](#)

#3 SELECT THE FINISHINGS

From sewing the edges of the rug, to applying fringes, Ferreira de Sá endeavor to reach perfection and deliver you the best and most perfect rug.

FERREIRA DE SÁ

LUXURY RUGS SINCE 1946




TAPE BORDER



SINGLE KNOTTED FRINGES



MIX FRINGES



DOUBLE KNOTTED FRINGES



PLAIN ENDING



TRIPLE KNOTTED FRINGES




STRIPED ENDING



SELVEDGED BORDER

ORDER YOUR OWN RUG



Choose your favorite combination and turn it into your own exclusive Ferreira de Sá masterpiece.

[ORDER A HAND-WOVEN RUG](#)

FERREIRA DE SÁ

LUXURY RUGS SINCE 1946

For more information or HR Images, please contact:

Marketing Manager

marketing@ferreiradesa.pt